



1000W

DOUBLE ENDED CMH LAMP

CMH


COLOR TEMPERATURES: **SKU:**

3K

IL-LMPCDE-1K3K

4K

IL-LMPCDE-1K4K

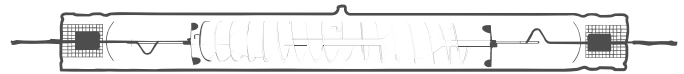


TECHNICAL INFO

Max. Base Temperature	250°C / 482°F
Max. Bulb Temperature	700°C / 1,292°F
Min/Max Starting pulse (Peak KV)	5-6 KV
Lamp Wattage	1,000 W
Lamp Operating Voltage	220
Lamp Operating Current	4.7 Amps
Min. Pulse Width @ 4500V	1 Microsecond
Min. Pulse Rate per 1/2 Cycle	1
Min. Open Circuit Voltage	342 RMS

PHYSICAL SPECIFICATIONS

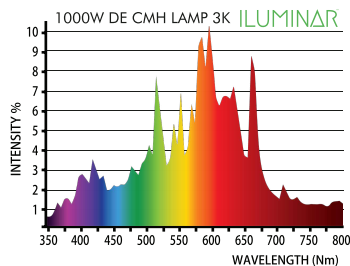
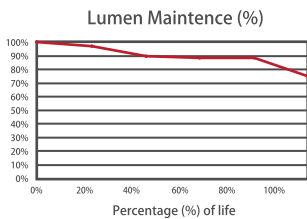
Socket Type	K12x30s - / Style
Luminaire Type	Open / Enclosed



Ensure wire ends are NEVER bent nor frayed when installing lamp into fixture sockets.

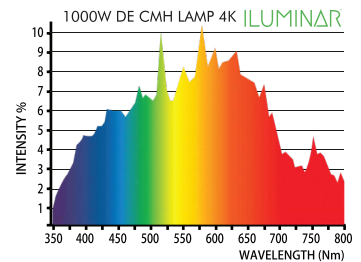
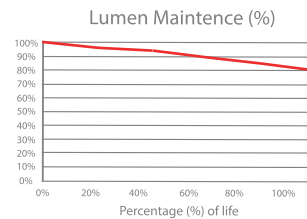
3K

Color Temperature	3,000K
Photon Flux	1,700 $\mu\text{mol/s}$
Lumens	100,000
Lumens Per Watt	110
Rated Life	10,000 hrs
CRI	85



4K

Color Temperature	4,200K
Photon Flux	1,600 $\mu\text{mol/s}$
Lumens	95,000
Lumens Per Watt	100
Rated Life	10,000 hrs
CRI	97



Specifications based on performance at 277V.