



WATTS: 1000W

VOLTAGE: 100-277V **SKU:** IL-iLOGIC9-UVIR
VOLTAGE: 200-480V **SKU:** IL-iLOGIC9-UV480

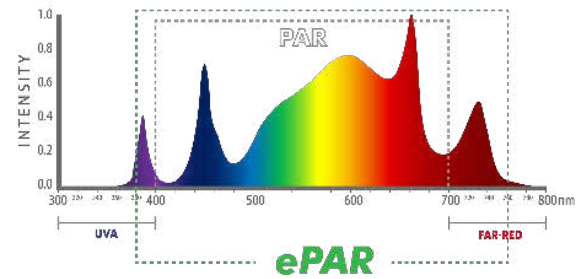
LED Lighting Solution

TECHNICAL SPECS

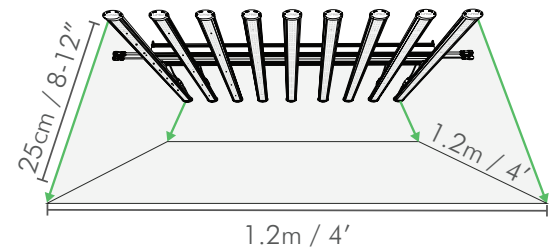
Rated Voltage	120-277V AC
Voltage Range (+/-10%)	100-277V
ePAR	2855 $\mu\text{mol/s}$
ePAR Efficacy	2.85 $\mu\text{mol/J}$
Min Power Factor	0.95
THD	< 20%
Crest Factor	1.5
BTU	3412
Frequency	50 / 60Hz
Dimmable	0-10V Controllable
Ambient Temperature	0 - 35°C / 32-95°F
Relative Humidity	85%
Color Temperature	3300k
Color Rendering Index	90
Minimum Mounting Height	8-12" to top of Canopy
Emitter Cooling	Passive / Extruded Case
Light Distribution	120°
Waterproof Rating	IP66 for Damp/Wet Conditions
LED Lifespan (90% of Life)	50,000+ hours



UV + Far-Red LED SPECTRUM



MOUNTING & COVERAGE

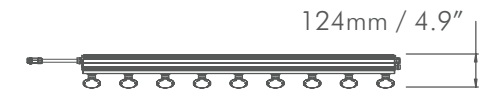
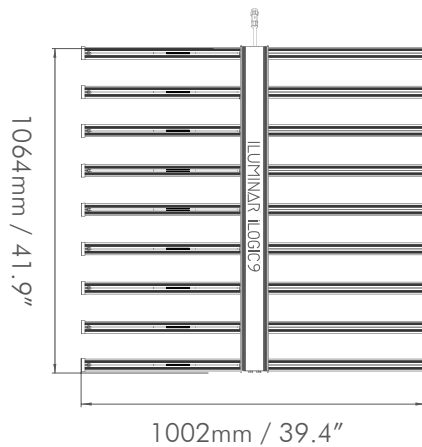


PHYSICAL SPECIFICATIONS

Length	1064 mm	41.9"
Width	1002 mm	39.4"
Height	124.3 mm	4.9"
Weight	23.8kg	52.5lbs

VOLTAGE AND AMPERAGE

120V	9.3A	1060W
208V	5.15A	1015W
240V	4.43A	1010W
277V	3.8A	1000W
347V	2.8A	925W
480V	2.2A	1000W



mA INFORMATION

Average:	0.3mA
Min:	0.2mA
Max:	0.45mA



iluminarlighting.com
Toll Free: 1-877-540-5588

5 YEAR
WARRANTY

© Copyright 2022 ILUMINAR Lighting
Subject to change without notice.



PPFD MAP

Legend



ft	-1.75	-1.25	-0.75	-0.25	0.25	0.75	1.25	1.75
-1.75	520	898	1003	1029	1029	1003	899	522
-1.25	1094	1952	2184	2186	2185	2146	1955	1099
-0.75	1257	2229	2439	2509	2509	2460	2231	1263
-0.25	1290	2280	2520	2573	2572	2520	2283	1295
0.25	1287	2277	2516	2569	2569	2517	2279	1294
0.75	1250	2219	2447	2496	2496	2447	2222	1255
1.25	1079	1931	2119	2158	2158	2120	1933	1083
1.75	502	871	971	995	995	972	872	504

Clearance Qty 0.5 ft / 6"
Average PPFD 1739.41 $\mu\text{mol/s/m}^2$
Max PPFD 2573 $\mu\text{mol/s/m}^2$
Min PPFD 502 $\mu\text{mol/s/m}^2$
Median PPFD 2037 $\mu\text{mol/s/m}^2$
Min/Average 28.86 %

ft	-1.75	-1.25	-0.75	-0.25	0.25	0.75	1.25	1.75
-1.75	579	848	999	1057	1058	1000	849	581
-1.25	899	1947	1586	1672	1679	1587	1950	902
-0.75	1090	1638	1931	2037	2037	1932	1641	1098
-0.25	1162	1742	2050	2171	2171	2058	1746	1168
0.25	1159	1739	2052	2166	2166	2053	1742	1165
0.75	1081	1625	1916	2021	2022	1918	1629	1086
1.25	883	1327	1563	1647	1648	1564	1330	888
1.75	562	825	973	1029	1029	973	826	564

Clearance Qty 1 ft / 12"
Average PPFD 1419.28 $\mu\text{mol/s/m}^2$
Max PPFD 2171 $\mu\text{mol/s/m}^2$
Min PPFD 562 $\mu\text{mol/s/m}^2$
Median PPFD 1456.5 $\mu\text{mol/s/m}^2$
Min/Average 39.6 %

ft	-1.75	-1.25	-0.75	-0.25	0.25	0.75	1.25	1.75
-1.75	523	655	754	806	806	755	657	525
-1.25	664	842	974	1042	1043	976	844	667
-0.75	773	985	1142	1224	1224	1144	987	776
-0.25	828	1038	1228	1317	1317	1231	1061	832
0.25	826	1035	1225	1313	1314	1227	1058	830
0.75	766	976	1133	1214	1214	1135	980	770
1.25	654	830	961	1028	1029	962	833	658
1.75	511	642	739	789	790	740	643	514

Clearance Qty 2 ft / 24"
Average PPFD 922.19 $\mu\text{mol/s/m}^2$
Max PPFD 1317 $\mu\text{mol/s/m}^2$
Min PPFD 511 $\mu\text{mol/s/m}^2$
Median PPFD 902.5 $\mu\text{mol/s/m}^2$
Min/Average 55.41 %

To view more PPFD map distances please contact us