


**WATTS:** 330W

**VOLTAGE:** 100-277V **SKU:** IL-iLOGIC6

**VOLTAGE:** 200-480V **SKU:** IL-iLOGIC6-480

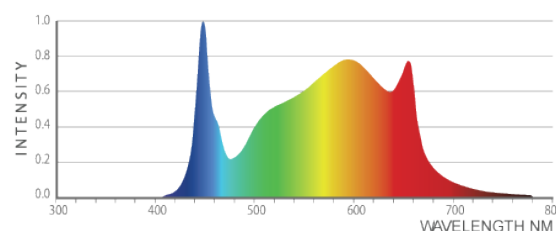
## LED Lighting Solution

### TECHNICAL SPECS

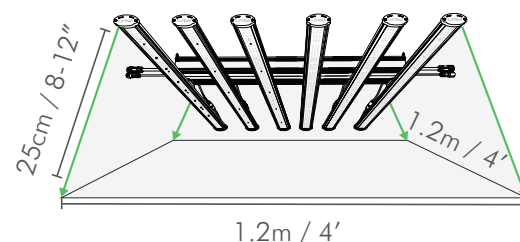
Rated Voltage	120-277V AC
Voltage Range (+/-10%)	100-277V
PPF	924 $\mu\text{mol/s}$
Efficacy	2.8 $\mu\text{mol/J}$
Min Power Factor	0.95
THD	< 20%
Crest Factor	1.5
BTU	1126
Frequency	50 / 60Hz
Dimmable	0-10V Controllable
Ambient Temperature	0 - 35°C / 32-95°F
Relative Humidity	85%
Color Temperature	4000k
Color Rendering Index	90
Minimum Mounting Height	8-12" to top of Canopy
Emitter Cooling	Passive / Extruded Case
Light Distribution	120°
Waterproof Rating	IP66 for Damp/Wet Conditions
LED Lifespan (90% of Life)	50,000+ hours



### iLOGIC6 LED SPECTRUM



### MOUNTING & COVERAGE

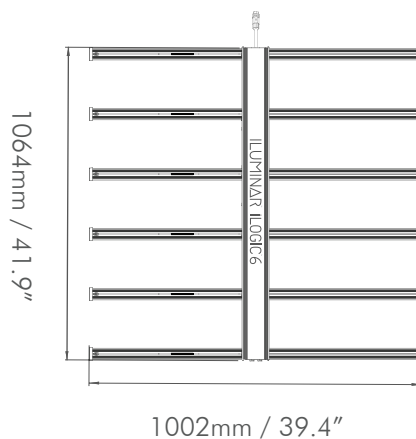


### PHYSICAL SPECIFICATIONS

Length	1064 mm	41.9"
Width	1002 mm	39.4"
Height	124.3 mm	4.9"
Weight	20.7kg	45.6lbs

### VOLTAGE AND AMPERAGE

120V	3.1A	350W
208V	1.53A	302W
240V	1.32A	301W
277V	1.25A	330W



### mA INFORMATION

Average:	0.3mA
Min:	0.2mA
Max:	0.45mA





# PPFD MAP

## Legend



ft	-1.75	-1.25	-0.75	-0.25	0.25	0.75	1.25	1.75
-1.75	165	288	322	332	332	324	292	171
-1.25	348	626	690	704	705	692	632	359
-0.75	400	716	792	809	810	795	723	414
-0.25	410	732	812	831	831	815	740	425
0.25	410	732	811	830	831	814	740	425
0.75	398	713	789	806	807	792	721	412
1.25	344	620	683	697	698	686	627	357
1.75	159	281	315	323	324	316	285	168

**Clearance** | 0.5 ft / 6"  
**Qty** | 1u  
**Average PPFD** | 561.73  $\mu\text{mol/s/m}^2$   
**Max PPFD** | 831  $\mu\text{mol/s/m}^2$   
**Min PPFD** | 159  $\mu\text{mol/s/m}^2$   
**Median PPFD** | 657.5  $\mu\text{mol/s/m}^2$   
**Min/Average** | 28.31 %

ft	-1.75	-1.25	-0.75	-0.25	0.25	0.75	1.25	1.75
-1.75	184	270	319	339	339	322	274	189
-1.25	286	430	508	536	537	511	435	293
-0.75	347	524	619	655	656	623	530	357
-0.25	370	558	660	699	700	664	565	381
0.25	370	557	659	698	699	663	565	381
0.75	345	521	616	652	653	620	529	356
1.25	282	426	503	532	533	507	432	292
1.75	180	266	315	334	335	318	271	187

**Clearance** | 1 ft / 12"  
**Qty** | 1u  
**Average PPFD** | 457.45  $\mu\text{mol/s/m}^2$   
**Max PPFD** | 700  $\mu\text{mol/s/m}^2$   
**Min PPFD** | 180  $\mu\text{mol/s/m}^2$   
**Median PPFD** | 469  $\mu\text{mol/s/m}^2$   
**Min/Average** | 39.35 %

ft	-1.75	-1.25	-0.75	-0.25	0.25	0.75	1.25	1.75
-1.75	166	208	240	257	258	242	211	169
-1.25	211	268	311	333	334	313	271	215
-0.75	246	314	365	391	392	367	318	251
-0.25	264	338	393	422	423	396	342	269
0.25	264	337	393	422	423	395	342	270
0.75	245	313	364	390	391	367	318	251
1.25	209	266	309	332	333	312	271	215
1.75	164	206	239	256	256	241	210	169

**Clearance** | 2 ft / 24"  
**Qty** | 1u  
**Average PPFD** | 296.42  $\mu\text{mol/s/m}^2$   
**Max PPFD** | 423  $\mu\text{mol/s/m}^2$   
**Min PPFD** | 164  $\mu\text{mol/s/m}^2$   
**Median PPFD** | 290  $\mu\text{mol/s/m}^2$   
**Min/Average** | 55.33 %

To view more PPFD map distances please contact us